

Summer with Jesus

Lesson One: Jesus Goes Fishing

Luke 5:1-11

Overview

Today's scripture is the familiar story of Jesus calling His first disciples. You'll find similar accounts in Matthew 4 and Mark 1. Imagine yourself cleaning up after a long night of fishing. You fished at night because the coolness made the fish easier to catch and often the fish would come closer to the shore at night. But now you are cleaning up and ready to go home, you are exhausted and a bit frustrated and depressed because you didn't catch a thing! And here comes Jesus. You see Him coming your way, and then you see Him get in your boat. You're still cleaning the nets, but when He asks if you'd push Him out just a bit, you oblige. After all, He does have a pretty good following. He must be a pretty decent teacher.

By the time Jesus is done teaching your nets are cleaned and repaired, and you, Andrew, James and John are ready to head for home. You figure it's time to pull the Teacher, and your boat, back into shore and get some rest. But this Teacher has other plans. Jesus, a man whom you've heard is a carpenter, not a fisherman, suggests you try one more time. In the heat of the day, after you've spent the entire prime fishing time catching nothing, Jesus thinks you'll catch some fish. Your first thought is to make an excuse or explain the ins and outs of fishing, but something about Him makes you tell Andrew, "Come on, let's try this one more time."

Amazingly enough you catch fish! Not just a few fish, but enough that James and John have to come out and help you! The catch is so great that you KNOW beyond a shadow of a doubt this man is different, special, Holy. You are pretty sure He shouldn't be around the likes of you and your crew, stinky, dirty, rough cut fishermen. But when you protest, He tells you the strangest thing, "Come with me and I will show you how to catch more than just fish. I'll show you how to catch men and women." You may be just a fisherman, but you are smart enough to see following this man is going to be worth it. So you leave it all behind, boats, nets, fish, family, and you follow for the ride of your life.

Key Phrase: Jesus will show you how to catch men and women

ARRIVAL TIME

Have You Ever Been Fishing?

UNPACKING THE LESSON

Today's Scripture: Luke 5:1-11

SUMMER EXCURSIONS

Game: Fishers of Men

Supplies: Fishing Pole or Dowel Rod with string, Magnets,
and Fish at the end of this lesson copied on to tag board

Memory Verse: Matthew 4:19

Supplies: Fish at the end of the lesson on construction paper, string or yarn and markers (or your craft)

Craft: Popsicle Stick Fish

Supplies: 8 Popsicle Sticks per student, markers, magnets, squiggly eyes, glue guns and sticks or other glue (embellishments optional)

Alternate Craft Supplies: Paper Plates, crayons, scissors, squiggly eyes (optional)

Activity: Choosing Good Bait

Supplies: Gummy Worms (you could also have some real worms on hand)

PACKING UP TO GO HOME

Clean Up and Prayer Time





Summer with Jesus

Lesson One: Jesus Goes Fishing

Key Phrase: Jesus will show you how to catch men and women

ARRIVAL TIME

Have You Ever Been Fishing?

Begin your time by asking the children these questions and discussing their answers:

1. Have you ever been fishing?
2. What did you catch?
3. Do you know what bait is? What kind did you use?

UNPACKING THE LESSON

Today's Scripture: Luke 5:1-11 (*you may read from scripture or share this account*)

When Jesus was about thirty, He started going all around Israel telling people about how they could know God better. What do you think was one of the first things Jesus did when He started His important work for God? (*allow for answers*) What would you think if I told you Jesus went fishing!? How many of you like to fish? (*allow for answers*)



Yep, one of the first things it tells us about in Matthew, Mark and Luke is the day that Jesus went fishing. You see, Jesus was walking beside the Lake early one morning, and a lot of people were following Him. They wanted to hear what Jesus had to say. So that everyone could see Him well, Jesus decided to get into a boat and go out into the water just a little ways. That way no one could crowd up around Him, and everyone would be able to see and hear better.

The men who owned the boat were nearby washing out their nets. They'd been fishing all night long. How many fish do you think they caught in their nets after a whole night of fishing? (*allow for answers*) You would think they'd have caught a lot, but they were pretty disappointed because they'd been out there all night and hadn't caught one fish! Not one!

So, while the fishermen finished cleaning up their nets, getting all the seaweed out of them and fixing the holes, they listened to Jesus talk to the people as He sat in their boat. By the time they were finished Jesus was done talking and they were probably ready to head for home. They were tired from fishing and cleaning, but Jesus had other plans. What do you think Jesus asked them to do? (*allow for answers*) Jesus asked them to take Him fishing! Do you remember how many fish I told you they'd caught all night? (*allow for answers*) That's right, but the head fisherman told Jesus, "We've been fishing all night and didn't catch a thing, but if you really want us too, we'll try it again." So the fisherman and his brother took Jesus fishing. They put the nets down over the side of the boat. (*motion with your hands like your spreading out a net*) And what do you think happened? (*allow for answers*) You won't believe it! They could hardly believe it! Their net was full of fish. It was so full they had to yell for their partners to bring the other boat out to help them drag the fish in!

As soon as they saw all that fish, they knew that Jesus was someone special. The head fisherman was embarrassed to have such an important person on His boat. They pulled in the fish, and he told Jesus, "You'd better go. I'm not really good enough to be around you." But Jesus told him something a little strange. Jesus said, "Don't you worry! If you come follow me, I'll show you how to catch more than just fish. I'll show you how to catch men and women."

What do you think those four fishermen did? (*allow for answers*) They were so impressed with Jesus that they left everything right there and went with Jesus to help Him do God's work. Does anyone know what



the fishermen's names were? (*allow for answers*) The fishermen were some guys you might have heard of before. They were Peter and his brother, Andrew, and their partners James and his brother, John. Can you say those four names, Peter, Andrew, James and John. (*help the children repeat the disciples names*) I guess Peter, Andrew, James and John figured that if a guy who was really a carpenter could catch that many fish his first time out, He would be able to show them how to catch men and women for God.

SUMMER EXCURSIONS

Game: Fishers of Men

Supplies: Pole or dowel rod with string, Magnets, Fish at the end of this lesson copied on to tag board

1. Cut out the fish and put one magnet on each. You may either make enough so that each child can catch a couple and keep them or encourage the children to "throw them back."

Write the following lines on the fish:

- | | |
|--------------------------------------|---|
| a. I'm a fish who needs a hug | e. I'm a fish who is a bully |
| b. I'm a fish who needs a friend | f. I'm a fish who never smiles |
| c. I'm a fish who needs some food | g. I'm a fish who is different from the other fish |
| d. I'm a fish who needs some clothes | h. I'm a fish who gets in trouble in my school all the time |
2. Put one magnet on the end of your "fishing line." Allow the children to take turns fishing. When they catch one, they should read the fish and tell the group what they think Jesus would do to help a fish with that problem. They can act out some if they like (for instance, give someone else a hug). Help them to realize the fish who gets in trouble probably needs new friends. It's important we don't get in trouble with this fish, but invite this fish to stay out of trouble with us. Help them find solutions THEY CAN DO. For instance, share a snack or ask mom if they can give away an extra shirt. Some bullies need people to be nice to them, and others need us to pray for them so we stay safe. The fish who never smiles may need a hug or a notebook or a pencil.

THE TEACHING MOMENT: Jesus said that He would make His disciples into people who catch men and women. Why do people need us to "catch them"? (*allow for answers*) Every single one of those fish we caught is like a person. Those people need something, but what they all need is to know Jesus. Jesus knew that Peter and Andrew needed to catch fish, so He helped them catch fish and that convinced them to follow Him. When we see people who need something we can help with we can help them understand Jesus and "catch" them for Jesus.

Memory Verse: Matthew 4:19

Supplies: Fish at the end of the lesson on construction paper, string or yarn and markers (or your craft)

Jesus said, "Come Follow Me and I will show you how to fish for men and women."

Give each student several of the fish. On one have them write: "Matthew 4:19 Jesus said" Then on the rest ask them to finish the memory verse with a few words on each fish. Punch a hole in or near the eye of each fish and string the fish together in order.

The Teaching Moment: Take these fish home with you today to remind you of our memory verse. When we follow Jesus, He will teach us how to what? (*allow for answers*) Yes, He'll teach us how to fish for men and women. Jesus wants everyone to be a part of His family. He wants everyone to find out the blessings that come from following Him. So He needs us to help Him show His love to everyone and to "catch" people and help them make Jesus their friend. Remember to always follow Jesus and He will show you how to do what? (*allow for answers*) Yes, fish for men and women.

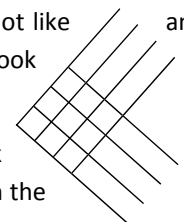


Craft: Popsicle Stick Fish

Supplies: 8 Popsicle Sticks per student, markers, magnets, squiggly eyes, glue guns and sticks or other glue (embellishments optional)

Alternate Craft Supplies: Paper Plates, crayons, scissors, squiggly eyes (optional)

1. Give each child 8 popsicle sticks and have them draw a line across all 8 near the middle of the sticks.
2. Have the children put the popsicle sticks over a piece of scrap paper and use markers to color one end of the stick one color and the other end a contrasting color. All eight sticks should match and colors should be very different.
3. Glue two sticks together so they make a 90° angle, then put a third stick at the place where the color changes always gluing matching colors together. Your sticks should look a lot like an F. Place two more sticks in between those first two you've glued on so your sticks look like a flag.
4. The next stick goes underneath the FOUR sticks at the color change mark (remember to put matching colors together). And the final two will go underneath the FOUR between the other two bottom sticks. (see the diagram)
5. Glue a squiggly eye on the front and magnets on the back (you could optionally put a hanger through the top). The kids can also glue embellishments on the fins if you like. You may also write on the fins: Jesus - will show me - how to Fish—For Men - and - women - Matthew 4:19 (or you can wait and write this on when you teach the Memory Verse)



You can alternately give each student a paper plate. Give them time to color the entire plate, then cut a triangle out of one side of the plate leaving a 2-3" opening (the fish's mouth). Staple or glue the piece you cut out to the opposite site of the plate with the point closest to the plate to form the tail. You may write the Memory verse on the plate or save that detail for your emphasis on the verse.

Activity: Choosing Good Bait


Supplies: Gummy Worms (you could also have some real worms on hand)

Does anyone remember what we decided bait is? (*allow for answers*) What do you we bait for? (*allow for answers—if you have real worms this would be a good time to bring them out.*) The bait helps the fish WANT to swallow the hook, and while the hook that the fisherman uses isn't really very good for the fish, the life that Jesus gives us when we "take His bait" is wonderful.

A fisherman uses bait like lures (*if you have a few of these, show the kids*) and worms. Would you like to swallow a worm? (*allow for answers*) No, worms aren't very tempting for us. But what about these kinds of worms? (*bring out the gummy worms and allow for answers—if you let the kids eat them as you continue, please be aware of allergies including dye allergies*) We don't think that worms that crawl on the ground are very yummy, but we like these gummy worms. The same is true of catching people and helping them to come to Jesus. Some things work really well and other things aren't very appetizing.

What kinds of things would make good "bait" for people? (*allow for answers*) Read this list and get a reaction from the kids as they determine which would make good or bad bait:

- What about being mean to a person? Would that make good bait? (*bad bait*) Why not? (*no one wants to be around someone who is mean*)
- How about helping someone pick up all of their toys when you didn't even make the mess? (*good bait*)
- Is sharing good bait? (*good bait*) What about being selfish? (*bad bait, people get tired of never getting*)



to do what they want to do)

- Is pouting good bait? (*bad bait, it shows we aren't really thankful for everything Jesus has done*)
- Is listening to your teach and parents good or bad bait. (*good bait, when we respect others it show that Jesus respects us. Anytime you show respect to others, especially adults, that helps even young people want to show respect and learn more about Jesus*)
- What are other things that make good bait? (*allow for answers*)

The Teaching Moment: Jesus promises to show us how to catch men and women. If we follow Him, Jesus will put ideas in our head to help us know when and how to help people and when to tell them all the wonderful things Jesus has done for us. He'll make us brave when we are afraid to tell others about Him and show us the people who need us to help them. We need to be praying all of the time that Jesus will show us how to catch the men and women He wants in His net.


PACKING UP TO GO HOME



Clean Up and Prayer Time

Make sure the children clean up all of the scraps of paper and push in chairs. Cleaning up is good bait because it shows people you think the janitor is important enough to deserve your respect.

Be sure to leave enough time for a prayer before you depart. It's important for the children to hear adults other than the pastor praying. You may pray spontaneously or use this prayer:

Dear Jesus, Thank you for going fishing that day to show Peter, Andrew, James and John that you are powerful and mighty and worth following. Thank you that you call us to follow you still today! Help each of us follow you and learn how to fish for people. Show us the people you want us to fish for so that we can help them find you and be blessed. Bless each of these children and their families. In Your Holy Name we pray, Amen.





Summer with Jesus

Lesson Two: Jesus Has a Picnic

John 6:1-15

Overview

Today's scripture is the familiar story of Jesus feeding 5000 men, along with their wives and children. You'll find similar accounts in Matthew 14, Mark 6 and Luke 9. Matthew 15 and Mark 8 also tell about a separate time when Jesus fed 4,000 men and their families with about the same amount of food, but this account of the multitudes with a boy's lunch is the most familiar.

Today we're going to help the children understand the miracle involved in bringing dinner to the masses with such a meager amount of food. It's hard even for adults to imagine such a feat, so for kids it's an abstract that's very difficult to find real.

Imagine you are with Jesus, and all of you are tired. According to one account, Jesus is mourning the loss of His cousin and colleague in ministry, John the Baptizer. It seems as though Jesus just wanted some time alone. He obviously didn't mind spending the time with His closest friends, but He really needed a day or so to recover from the miracles He'd been performing and the news about His relative's death.

You think you've withdrawn from society enough that you should have time to meditate and regenerate, but the crowds are intent on finding Jesus. They've seen how powerful He is and they don't want to miss His next exciting exploit. And as they come, He challenges His disciples to start to think out of the box. Jesus asks, "How are we going to feed all of these people?" As you might imagine, the disciples are a bit perplexed, but Peter goes and finds a boy with some bread and fish, probably the lunch his mom had packed him when he asked if he could go find the prophet.

It's with that small lunch that Jesus does an amazing feat and a picnic to end all picnics was born. This story is a great illustration of how God can take the smallest of offerings and make it into something great. It will be good for the children in your ministry program to understand that no matter how they view themselves, God can do marvelous things with them.

Key Phrase: God Can do Marvelous Works with Small Things

ARRIVAL TIME

Have You Ever Been On a Picnic?

UNPACKING THE LESSON

Today's Scripture: John 6:1-15

SUMMER EXCURSIONS

Game: Picnic A through Z

Supplies: Just the kids

Memory Verse: Psalm 139:14

Supplies: Nerf Ball

Craft: Watermelon - A Little Seed a Big Fruit


Supplies: A Watermelon Seed, Green, Red and Black Construction Paper

Activity: Let's Have a Picnic

Supplies: Swedish Fish, Canned Icing and Graham Crackers

PACKING UP TO GO HOME

Clean Up and Prayer Time





Summer with Jesus

Lesson Two: Jesus Has a Picnic

Key Phrase: God Can do Marvelous Works with Small Things

ARRIVAL TIME

Have You Ever Been On a Picnic?

Spend a few minutes talking to the children about having a picnic. You can use the following questions as discussion starters:

- Have you ever been on a picnic?
- What did you take with you on the picnic?
- Did you run out of food on your picnic?
- Where did you go on your picnic?
- What was your favorite thing about the picnic?
- Are you going to have another picnic?

UNPACKING THE LESSON

Today's Scripture: John 6:1-15

Did you know that Jesus had a "sort of kind of" picnic one day? (*allow for answers*) You see, Jesus was really tired. He'd been working hard healing and helping people, and He was sad because His good friend had died. So, Jesus and His friends went away for a few days so He could rest. But someone must have seen Jesus leave town because He no sooner got to His quiet place than a bunch of people showed up! Everyone wanted to hear Jesus speak or have Him heal them. Jesus was getting to be a pretty popular guy!

They were a long way from town and after a while Jesus asked the disciples what they thought they should do about feeding all of the people. Phillip knew that it would take a lot of money to buy food for so many people and some of the other disciples thought Jesus should send everyone home. But Andrew had found a young boy who hadn't eaten his lunch yet. Andrew told Jesus about the boy, but said, "He only has two fish and five loaves of bread. That won't be nearly enough."

Even though that small amount of food would never feed so many people, Jesus told the disciples to have everyone sit down. There was a nice grassy field there, big enough for more than 5,000 people to have room. Jesus took the bread and the fish and thanked God for them, and then He had the disciples pass it out to everyone.

With just five pieces of bread and two fish Jesus fed every single person there, plus there were leftovers! Everyone knew that Jesus must have come from God to have taken something so small and made it into a huge picnic for 5,000 people.

SUMMER EXCURSIONS

Game: Picnic A through Z

Supplies: Just the kids

Have the children sit in a circle. Start with the youngest and have him or her say, "I am going to a picnic and I'm going to take _____" fill in the blank with something that starts with A. The next child should say the same sentence but end with something that starts with B and then add the "A" item. Continue going around the circle until the last person says every item. Allow the children to help one another (or if you have an older group, you can alternately count them "out" when they mess up and the last one remaining wins).

The Teaching Moment: How many of you know you're A, B, C's really well? (*allow for answers*) Saying the Alphabet is pretty simple isn't it? (*allow for response*) But today we took the alphabet and made something bigger out of it. That's a lot like what Jesus did with the bread and the fish. Jesus still can take small things and do marvelous works.



Craft: Watermelon - A Little Seed a Big Fruit

Supplies: A Watermelon Seed, Green, Red and Black Construction Paper

Before you begin the craft, show the children the watermelon seed. Ask if they know what it is. Give them some help figuring it out. Then say: Today we're going to make a watermelon slice to remind us that God can take something as small as this seed and make a great big watermelon.

Create a half circle out of the green construction paper about 9 inches wide and a half circle from the red construction paper about 7 inches wide and glue it on the green lining up the straight sides and centering it on the green. Cut about seven watermelon seed shaped pieces from the black construction paper and glue them randomly on the red. Around the outside of the green write, "Jesus makes Big things from Small stuff."

The Teaching Moment: I hope you'll take your watermelon home and hang it some place where it can remind you that God can take small simple things and use them to make something big and wonderful. Just like Jesus took only 5 small loaves of bread and 2 fish and fed 5000 people, God created a watermelon so that a tiny seed would grow into one of the largest fruit we know. God can do amazing things with very little. He doesn't need us to be great before we start to serve Him. We just come to Jesus and He will make us great! Jesus can do marvelous works with little things.

Memory Verse: Psalm 139:14

Supplies: Nerf Ball

I praise you because I am fearfully and wonderfully made
Psalm 139:4

Have the kids sit in a circle. Go over the verse with the kids a few times, then go around the circle having each child say one word of the verse until they are all relatively comfortable with it. Next, hand the nerf ball to the youngest. Have him or her say "I" and pass it to another child across the circle. Whoever catches the ball should say "praise" and pass the ball again. Continue to pass the ball until you've said the verse has been said a few times. (The activity is the teaching moment)

Activity: Let's Have a Picnic

Supplies: Swedish Fish, Canned Icing, Plastic Knives and Graham Crackers

Ask the kids: Who would like to have a picnic? (allow for answers) Today we don't have time to go outside and spread out a whole lunch, but we do have a few minutes to do a mini picnic. Give each student a 1/2 graham cracker (2 strips) a plastic knife and 2 Swedish fish. Allow them to spread a bit of canned icing on the graham cracker and put the fish on it. As the kids eat their snack (Be aware of food allergies), have the following discussion:

1. What does our picnic snack remind you of? *(allow for answers—hopefully, they'll say the food Jesus served at His picnic)*
2. Who remembers how many people ate at Jesus' picnic? *(There were more than 5,000 people—at least that many men, plus women and children)*
3. If Jesus can do something so great with so little, what can He do with you even if you're still little? *(allow for answers—almost nothing wrong—remind them that they can tell about Christ and help others, plus God might give them other jobs to do they'd never thought about.)*



PACKING UP TO GO HOME

Clean Up and Prayer Time

This is always a wonderful time to help children understand that when we leave a mess someone else has to clean it up so it's important to pick up paper, crayons and other things and put them away. Pushing in chairs is also a good way to help out.

Be sure to close in prayer. It's good for the children to hear you pray! You may pray spontaneously or use this prayer:

Dear Jesus, It's exciting to know that you can create wonderful things out of the smallest items. I thank you that you made me! I praise you that you can do anything. You are marvelous! I thank you that you think all of these kids are marvelous too. Bless each one of these kids and their families and help us all to follow you completely too!



Summer with Jesus

Lesson Three: Jesus Goes on a Trip

Luke 17:11-17, 18:35-43 and others

Overview

After Jesus baptism at Bethany (beyond the Jordan), Jesus started traveling. For the next three years he moved throughout Israel teaching, healing and loving. In an age of instant messaging and air travel, it's sometimes difficult for kids (and even adults) to imagine walking for days to get to your destination. A trip that we could make in 90 minutes may have taken Jesus four days. Additionally, when we travel, we're looking for fun, adventure and new things. On his journey, Jesus stopped to tell people about His Father, stay with sinners and heal the broken. Jesus paid attention to those around Him, and He took His time to get where He was going so He could do what His Father needed Him to do. As adults, we can learn a lesson similar to the one we want to share with the children. It's important that we not allow this instant culture and busy world to keep us from seeing the people God puts in our path and doing the ministry that Christ needs us to do.

Key Phrase: Slow down and look for what God is doing

ARRIVAL TIME

Have You Ever Been On a Vacation?

UNPACKING THE LESSON

Today's Scripture: Luke 17:11-17, 18:35-43 and others

SUMMER EXCURSIONS

Game: Freeze Dance

Supplies: Christian CD and player or iPod/MP3 Player with Christian Music

Memory Verse: Psalm 46:10

Supplies: Construction paper cut in 3/4" x 11" strips

Craft: Snail

Supplies: Memory Verse Strips, Pencils and Scraps of Construction Paper


OR Coloring Sheet at end of this lesson

Activity: My Busy Life

Supplies: Paper and Pencils/Pens

PACKING UP TO GO HOME

Clean Up and Prayer Time





Summer with Jesus

Lesson Three: Jesus Goes on a Trip

Key Phrase: Slow down and look for what God is doing

ARRIVAL TIME

Have You Ever Been On a Vacation?

Ask the children these questions and discuss answers?

1. How many of you have been on a vacation?
2. Where did you go?
3. How long did it take you to get there?
4. What did you do on your trip?

UNPACKING THE LESSON

Today's Scripture: Luke 17:11-17, 18:35-43 and others

Did you know that Jesus went on a long trip? *(allow for answers)* For three years Jesus traveled through Israel telling people about the Kingdom of God. One time when Jesus was near His home, He traveled along the border of Galilee and headed toward Jerusalem. Can anyone guess how far it is from Jesus' hometown into Jerusalem? *(allow for answers)* It's more than sixty-five miles. Do you know something that's about sixty-five miles from here? *(allow for answers and have in mind a place the kids will be familiar with so they have an idea of the distance—You can also refer to the map on the last page).* It takes us about an hour or an hour and a half to go sixty five miles in a car, just about the same amount of time it takes to watch a long movie. Does anyone know how Jesus traveled? *(allow for answers)* Jesus had to walk everywhere. How long do you think it took Jesus to walk that far? *(allow for answers)* If Jesus walked really fast it would have taken him 32 hours, at least three days. That doesn't include any time to eat or to stop and visit anyone.

But Jesus took His time to get to Jerusalem. On His way there, He came across ten men who were very sick. In fact, they were in such bad shape that they had to live outside their town. Everyone was afraid they'd catch the disease, so they didn't want them to live in town. No one would even talk to those ten men! And when they saw Jesus passing by, they called out to Him, "Jesus, help us!" Since Jesus was busy traveling, what do you think He did when He came across these guys? *(allow for answers)* Some people might think that Jesus just kept going since He was on His way someplace special, but Jesus felt sorry for these ten guys, so He stopped for a minute and took away their sickness. He told them to go into town and show the priest that they were all better, so they did!

How do you think the ten men felt? *(allow for answers)* You would think they would have all been very grateful, but do you know how many said Thank You? *(allow for answers—some kids may know this story)* Only one came back to say thank you. The other ones were in too big of a hurry to get to town to show the priest that they were well. They wanted to get back to their old life. What would have happened to those ten men if Jesus had been in too big of a hurry to stop? *(allow for answers)* If Jesus hadn't stopped on his travel, those ten men would have stayed sick. They would have had to stay outside the city. But Jesus was never too busy to stop and do what God wanted Him to do.

Yes, Jesus took his time on His journey. He stopped and talked to children and helped more people. The Bible doesn't tell us how many days Jesus traveled, but it does tell us that He helped many people. When Jesus got near to the town of Jericho, people began talking about Jesus coming to town. A blind man heard that Jesus was headed His way. He'd also heard that Jesus was healing people, and he wanted healed too. So, the blind man called out to Jesus. But Jesus still had 20 miles to go to get to Jerusalem. That means it was going to take Him at least a day or two to get there. So what do you think Jesus did?



(allow for answers) Of course, Jesus stopped and helped the blind man. Even though some people tried to keep Jesus from stopping, Jesus took the time to stop and talk to the man and help him see.

Jesus was never in a hurry. He always took time to talk to people and heal them. He was never too busy to stop and do what God needed Him to do. Sometimes we get in such a big rush that we don't take time to listen to God or see what God has for us. So today we're going to do some things to help us remember to stop and watch what God is doing.

SUMMER EXCURSIONS

Memory Verse: Psalm 46:10

Supplies: Construction paper cut in 3/4" x 11" strips

Be Still and Know that I Am God ~ Psalm 46:10

Give each student a strip of construction paper. Have them write the verse on it, leaving about one inch blank. Then discuss:

1. What does it mean to "be still"? *(allow for answers - help children understand that we need to take time to be quiet and pay attention to what God is doing.)*
2. What does it mean to know that God is God? *(allow for answers - help children understand that there is only one God, the Creator of the Universe is the One and Only.)*

Craft: Snail

Supplies: Memory Verse Strips or construction paper, Pencils, glue or staplers & Scraps of Construction Paper OR Coloring Sheet at end of this lesson

1. Using the Memory Verse Strips you created or strips of construction paper curl one end of the strip underneath the strip about one inch back to form the head of the snail. Don't fold it flat, leave a loop. Glue or staple it to the underside of the strip
2. Wrap the remaining end, top side up, around a pencil so that when you release it, it will curl to look like the snail's shell.
3. Cut two very thin pieces of construction paper from the scraps about 1" - 1.5" each. Wrap them around the pencil, then glue them to the back of the head to form antennae.


The Teaching Moment: What animal did we make today? *(allow for answers)* Why do you think we made a snail? *(allow for answers)* A snail is a good reminder to take your time, slow down and look for what Jesus is doing around you. Just like Jesus took His time on His way to Jerusalem to stop and heal and talk to the children, we need to take our time and pay attention to other people and look for things Jesus is doing.

Game: Freeze Dance

Supplies: Christian CD and player or iPod/MP3 Player with Christian Music

Have all of the children stand around and dance to a song that you play. Tell them that as long as the music plays they should dance, but when the music stops they should stop. Allow the kids to dance for one or two songs pausing from time to time expecting the children to stop. You may optionally remove from play anyone who moves after the music stops and have a "winner" when the last person is left.

The Teaching Moment: Sometimes we get so busy playing, vacationing, gaming and going that we forget that Jesus was never in a hurry. Jesus always took His time. He took the time to get to know people, to talk to them and to spend time with them. It's important that we stop what we're doing often, just like we stopped in our dance, and pay attention to what God is doing.



Activity: My Busy Life

Supplies: Paper and Pencils/Pens

Pass out paper and pencils and have the children draw six lines from top to bottom. At the top in between the lines, write the names of the week. Have the children write on each day things they do on that day. Remind them to write eat breakfast, lunch and dinner as well as practices and lessons. Encourage them to write the days that they play video games or play outside. Have younger children draw a picture on each day to represent the things that they do.

The Teaching Moment: How many of you wrote or drew “read my Bible” or “spend time talking to God” on your list? *(allow for answers)* Why do we leave that out? *(allow for answers)* Do you think Jesus spent a lot of time reading God’s Word and talking to God when He was on this earth? *(allow for answers)* The Bible tells us that Jesus had memorized a lot of scripture, plus He was often off by Himself praying. Jesus knew that it was important to take time to follow God and talk to God. We need to never allow ourselves to get too busy. Hopefully we’ll all remember to slow down and watch for God.


PACKING UP TO GO HOME


Clean Up and Prayer Time

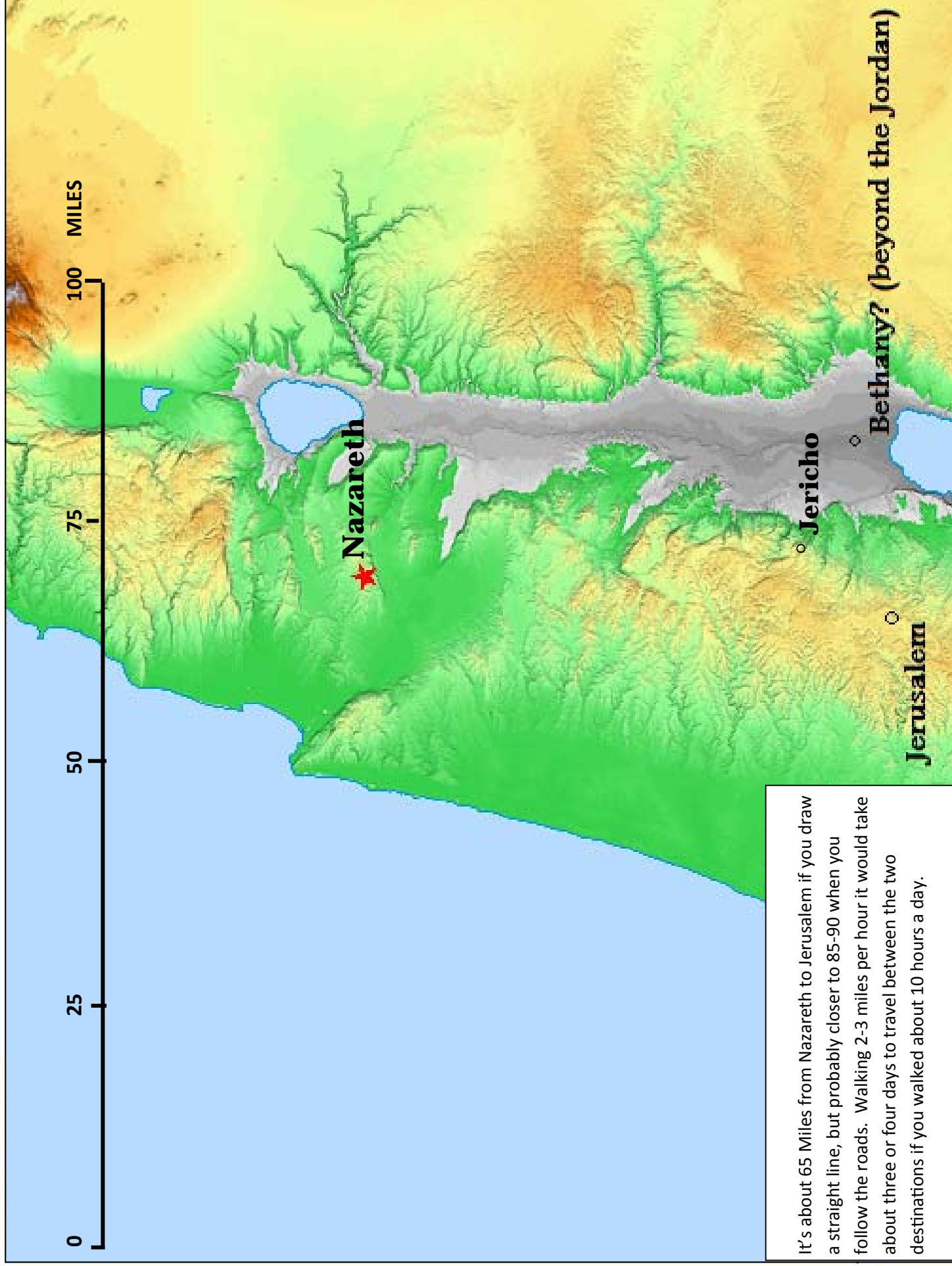
Remind the students that it’s important to clean up after themselves. Ask them to push in their chairs and straighten their ministry area. After the area is clean invite the children to join you in a circle for prayer.

You may pray spontaneously or use this prayer:

Dear Jesus, Thank you for always taking time to talk to people, to heal and to care for others. Thank you that you always have time for me, you’re never in too big of a hurry and you always want me to spend time with you. Help us to each slow down and pay attention to what You are doing every day. Help us to not get too busy to be and do what you need us to be and do. In Jesus name, Amen







It's about 65 Miles from Nazareth to Jerusalem if you draw a straight line, but probably closer to 85-90 when you follow the roads. Walking 2-3 miles per hour it would take about three or four days to travel between the two destinations if you walked about 10 hours a day.

Summer with Jesus

Lesson Four: Jesus Picks the Grain

Luke 6:1-11

Overview

At the end of the Summer, farmers all over will be harvesting their vegetables, fruit and grain. Many of your students will help pick tomatoes and other garden items. They may even be familiar with canning and freezing. Today we'll help them understand that during Jesus time no one was allowed to pick anything on Saturday. That was their special day, like our Sunday. We need to keep the Sabbath holy; however, the Jews had so many rules about what they could and couldn't do on the Sabbath that it was hard to keep track! Even something as simple as walking out to the garden and picking a tomato for lunch was forbidden. So when Jesus and his disciples picked grain off the end of the shafts on this Saturday, some people who were watching them were quick to condemn. On top of that, Jesus had the nerve to heal someone on another Sabbath day after they had talked to Him about picking that grain. Jesus let them know that it's never bad to do good, even on the Sabbath.

Key Phrase: There is Never a Bad Time to Do Good

ARRIVAL TIME

Have You Ever Picked Anything Out of a Garden?

UNPACKING THE LESSON

Today's Scripture: Luke 6:1-11

Supplies: OPTIONAL: heads of unmilled grain or sunflower seeds. If no one has any allergies, you might share the grain or the seed.

SUMMER EXCURSIONS

Game: Hot Potato

Supplies: Potato, music to play

Memory Verse: Matthew 12:12 Hot Potato

Supplies: Potato, music to play

Craft:


Supplies:

Activity: John Wesley Quote

Supplies: Copies of the last page of this lesson, construction paper, glue or tape, scissors, pencils and crayons

PACKING UP TO GO HOME

Clean Up and Prayer Time



Summer with Jesus

Lesson Four: Jesus Picks the Grain

Key Phrase: There is Never a Bad Time to Do Good

ARRIVAL TIME

Have You Ever Picked Anything Out of a Garden?

Start by asking the kids: Who can tell me what a "harvest" is? (allow for answers) Harvest comes at the end of every Summer. It's when the farmers gather their fruit and vegetables and grain and bring them in to the house to store them up so they have something to eat for winter. How many of you have a garden? (allow for answers—encourage them to answer yes even if they just have one vegetable plant in a pot on their porch) Have you ever picked anything from your garden? (allow for answers and ask what it was they picked) Did you ever pick anything on Saturday or Sunday? (allow for answers) Did you know that when Jesus was alive it was against the law to pick anything from the garden on the day of worship? (allow for answers) Yep, the Jewish people worshipped God on Saturday so it was against the law to pick anything from the garden on that day. In fact it was against the law to do anything at all on Saturday. They could only walk to church and back, and no one was allowed to cook. But that was a law that men had made up. Jesus knew what God really meant when He said "keep the Sabbath holy" so Jesus helped the people see what God really meant about the day we worship.

UNPACKING THE LESSON

Today's Scripture: Luke 6:1-11

Supplies: If you have access to heads of unmilled grain, you might demonstrate how the disciples rubbed it in their hands to remove the chaff when you get to that part of the story. You could also demonstrate with sunflower seeds. If no one has any allergies, you might share the grain or the seed.

Today we're going to hear about something Jesus did on two different Saturdays, the Jewish day of worship. *(you may either read the scripture from a kid friendly translation or use the paraphrase below)*

One Sabbath Jesus and his disciples were going through the fields where the wheat and barley grew. As they were walking, Jesus' disciples got hungry, so they began to pick some heads of grain, rub them in their hands to take off the outside covering and eat the kernels. Some of the important church people asked them, "Why are you doing that when you know you aren't allowed to pick grain on the Sabbath?"



Jesus answered them, "Haven't you read in the Bible what David did when he and his friends were hungry? David (who was the man God chose to be King) went into the house of God, and asked the priest for the special bread. He and his friends ate that bread even though only priests are allowed to eat it." Then Jesus said to them, "The Son of Man is in charge of the Sabbath."

On another Sabbath Saturday, Jesus went into the synagogue (have the children repeat the word synagogue) that's what the Jewish people call their church. Jesus was teaching, and a man was there whose right hand was shriveled. Do you know what shriveled means? (allow for answers) His arm may have been too short and his hand was probably very thin and wouldn't work right. The important church leaders and the ones who teach all the rules were looking for a reason to make Jesus look bad, so they were keeping an eye on Him to see if he would heal that man on the day of worship. But Jesus knew what they were thinking and said to the man with the shriveled hand, "Get up and stand in front of everyone." So the man got up and stood there.

Then Jesus said to the important people, "Let me ask you something, what is legal to do on the Sabbath: is it legal to do good or to do evil, is it legal to save life or to destroy it?"

He looked around at them all, but no one was answering, and then said to the man, "Stretch out your hand." The man stretched it out, and his hand was completely healed. It looked like nothing





had ever been wrong with it. The important church leaders and the men who teach the rules were furious with Jesus because He had healed that man and asked them those questions. So they started to plan how they might get even with Jesus for making them look bad.

How would you have answered Jesus when He asked, “Is it legal to do good or to do evil on the day we worship?” *(allow for answers)* I think you got it right! Jesus was trying to help the leaders and teachers understand that it’s never a bad time to do good to others. We should always do good whenever we can!

SUMMER EXCURSIONS

Craft: Helping Hands

Supplies: Finger Paint, paper plate or pie plate Finger Paint paper and markers, basin with soapy water and paper towels.

(You may want to do the craft first today, perhaps even before the lesson, so it has time to dry) Give each child a piece of finger paint paper and a marker. Have them write on the middle of the paper, “It’s always time for these hands to do good” (you may want to write that on a chalk board or piece of paper so the kids can copy.) Explain that they should leave room on either side of their words.

Help each child to carefully dip each hand one at a time in the paint and put a hand print on either side of the words they wrote.

The Teaching Moment: *(if you do this before the lesson, save this teaching moment until after)* Today we’ve put our hand prints on paper. Our hands help us to do good often. What kind of good things can you do with your hands? *(allow for answers—make suggestions like carry things for people, give hugs, pick up trash even when it’s not ours, etc.)* I’m hoping you’ll take this home and hang it on your refrigerator or bedroom door to remind you that Jesus always did good wherever He went, and no matter where you are there’s never a bad time to do good.

Game: Hot Potato

Supplies: Potato, music to play

In the spirit of the harvest give the children a potato and have them sit in a circle and pass it around as long as the music plays. When the music stops whomever is holding the potato is out. Play until the last person is left. Play as many times as you like or have time for




The Teaching Moment: Did you have fun passing the potato? Where do potatoes come from? *(allow for answers)* Potatoes come from the garden. Farmers have to dig them up and harvest them just like all of the other vegetables and fruit. Most Christian farmers would try to harvest the potatoes during the week and stay out of the garden on the day of worship because as Christians we should try to rest on our day of worship just like God asked us to. But what if someone was hungry and came to the farmer and needed something to eat? Should the farmer go out and dig up a potato on our day of worship if someone needed some potatoes to eat? *(allow for answers)* You bet! Jesus taught us that it’s never a bad time to do a Good thing!

Memory Verse: Matthew 12:12 Hot Potato

Supplies: Potato, music to play

You are always allowed to do good . . . ~ Matthew 12:12

Go over this verse with the children several times. Have them repeat it after you and have a few of the children say the verse. After you’re confident that the children know it well, start the potato around the circle again. This time have each child say one word of the verse and then pass the potato. If they pause too long, start the music. If they are holding the potato when the music starts they are out. Play for as long as you have time.



The Teaching Moment: It's good for us to learn verses from the Bible. When we remember Bible verses, they can help us when we aren't sure what to do. This verse can help you the next time someone tries to convince you to do something that isn't what God would want. You can remember that we are always allowed to do good on our day of worship. In fact, Jesus wants us to always be kind and to do good for others. It's never a bad time to do good!

Activity: John Wesley Quote

Supplies: Copies of the last page of this lesson, construction paper, scissors, glue or tape, pencils and crayons

Pass out copies, construction paper, pencils and crayons and tell the children: John Wesley was a man who lived about 250 years ago. He loved Jesus a lot and wanted to do exactly what Jesus asked Him to do. In fact, just like Jesus, a lot of the important church people got very upset with John Wesley. Today we're going to look at a famous quote from Mr. Wesley. *(read the quote)* What does that mean to you? *(allow for answers)*. Mr. Wesley knew that Jesus wanted us to do good for others. He knew that people were more important than the rules. So we're going to decorate Mr. Wesley's quote so that you can take it home and remember it.

1. Use the construction paper as a frame. Either glue the quote over the construction paper leaving room on all four sides, or cut a 8x10.5 hole in the construction paper and glue or tape to the outside of the quote.
2. Have the children "illustrate" the quote. Encourage them to draw whatever the word is BEFORE "you can" - for instance, "IN ALL THE PLACES YOU CAN" they could draw a school or a playground next to that phrase. Here are other ideas, but feel free to use your own or let the kids imagination run free:

Good— draw someone being good or a good fruit

means—(you may need to explain that this is the same as the next line so one pic for both would be adequate)

ways—draw a path or a way to be good

places—school, playground, store, home

times—clock

people—stick figures

ever—an infinity symbol could be appropriate

The Teaching Moment: Why is this quote from John Wesley a good one for us to remember? *(allow for answers)* It's good for us to remember that Jesus told us that there's never a bad time to do good!

PACKING UP TO GO HOME

Clean Up and Prayer Time

Since there's never a bad time to do good, what do you think we should do here in our ministry space before we leave? *(allow for answers)* We should straighten up! It's important to remember that someone always has to clean up, and it's good if we don't leave our mess for someone else. So let's get to it! *(help the children pick up papers and push in chairs as well as return crayons, scissors, etc. to their proper place)*

After everything is picked up, lead the children in a closing prayer. You may use this prayer or pray spontaneously:

Dear Jesus, Thank you for showing us that people are more important than the rules. Thank you for loving us and showing us that it's never a bad time to do good. We praise you for everything you teach us in your word. Help us to look for ways to help others and do good for others. Bless each of these children and their families. In Jesus name, Amen.

*Do all the good you can,
By all the means you can,
In all the ways you can,
In all the places you can,
At all the times you can,
To all the people you can,
As long as ever you can.*

- John Wesley